

4592 m.

GRANDE PRÉMIO TISSOT DE PORTUGAL

Race

Classification after 19 laps = 87.248 km

Moto3™

29

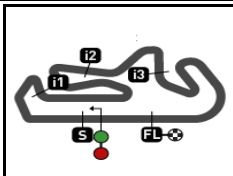
Pos		Rider	Nation	Team	Motorcycle	Total Time	Km/h	Gap
1	25	96 Daniel HOLGADO	SPA	Red Bull KTM Tech3	KTM	34'27.061	151.9	
2	20	44 David MUÑOZ	SPA	BOE Motorsports	KTM	34'27.221	151.9	0.160
3	16	10 Diogo MOREIRA	BRA	MT Helmets - MSI	KTM	34'27.236	151.9	0.175
4	13	99 José Antonio RUEDA	SPA	Red Bull KTM Ajo	KTM	34'27.267	151.9	0.206
5	11	5 Jaume MASIA	SPA	Leopard Racing	HONDA	34'27.294	151.9	0.233
6	10	71 Ayumu SASAKI	JPN	Liqui Moly Husqvarna Intact GP	HUSQVARNA	34'28.151	151.8	1.090
7	9	82 Stefano NEPA	ITA	Angeluss MTA Team	KTM	34'28.186	151.8	1.125
8	8	43 Xavier ARTIGAS	SPA	CFMOTO Racing PruestelGP	CFMOTO	34'28.198	151.8	1.137
9	7	66 Joel KELSO	AUS	CFMOTO Racing PruestelGP	CFMOTO	34'28.329	151.8	1.268
10	6	53 Deniz ÖNCÜ	TUR	Red Bull KTM Ajo	KTM	34'28.470	151.8	1.409
11	5	27 Kaito TOBA	JPN	SIC58 Squadra Corse	HONDA	34'29.913	151.7	2.852
12	4	95 Collin VEIJER	NED	Liqui Moly Husqvarna Intact GP	HUSQVARNA	34'33.965	151.4	6.904
13	3	38 David SALVADOR	SPA	CIP Green Power	KTM	34'33.992	151.4	6.931
14	2	24 Tatsuki SUZUKI	JPN	Leopard Racing	HONDA	34'36.783	151.2	9.722
15	1	54 Riccardo ROSSI	ITA	SIC58 Squadra Corse	HONDA	34'36.809	151.2	9.748
16		6 Ryusei YAMANAKA	JPN	Autosolar GASGAS Aspar M3	GASGAS	34'36.832	151.2	9.771
17		18 Matteo BERTELLE	ITA	Rivacold Snipers Team	HONDA	34'46.864	150.5	19.803
18		64 Mario AJI	INA	Honda Team Asia	HONDA	34'47.378	150.4	20.317
19		55 Romano FENATI	ITA	Rivacold Snipers Team	HONDA	34'56.961	149.7	29.900
20		72 Taiyo FURUSATO	JPN	Honda Team Asia	HONDA	34'57.009	149.7	29.948
21		70 Joshua WHATLEY	GBR	VisionTrack Racing Team	HONDA	34'56.965	149.7	29.904
22		63 Syarifuddin AZMAN	MAL	MT Helmets - MSI	KTM	34'57.030	149.7	29.969
23		22 Ana CARRASCO	SPA	BOE Motorsports	KTM	34'57.127	149.7	30.066
Not classified								
		48 Ivan ORTOLÁ	SPA	Angeluss MTA Team	KTM	32'57.138	150.5	1 lap
		80 David ALONSO	COL	Autosolar GASGAS Aspar M3	GASGAS	24'51.072	144.1	6 laps
		7 Filippo FARIOLI	ITA	Red Bull KTM Tech3	KTM	10'19.044	133.5	14 laps
		19 Scott OGDEN	GBR	VisionTrack Racing Team	HONDA			
Not started								
		20 Lorenzo FELLON	FRA	CIP Green Power	KTM			

The results are provisional until the end of the limit for protest and appeals.

Time limit for protest expires 30' after publication of the results - Time:

These data/results cannot be reproduced, stored and/or transmitted in whole or in part by any manner of electronic, mechanical, photocopying, recording, broadcasting or otherwise now known or herein after developed without the previous express consent by the copyright owner, except for reproduction in daily press and regular printed publications on sale to the public within 60 days of the event related to those data/results and always provided that copyright symbol appears together as follows below.

© DORNA, 2023



4592 m.

GRANDE PRÉMIO TISSOT DE PORTUGAL

Race

Classification after 19 laps = 87.248 km

29

Pos	Rider	Nation	Team	Motorcycle	Total Time	Km/h	Gap
-----	-------	--------	------	------------	------------	------	-----

Race condition: Dry

Air: 19°

Humidity: 69%

Ground: 25°

Pole Position:

Fastest Lap (New record):

Best Race Lap:

All Time Lap Record:

	Ayumu SASAKI	1'46.798	154.7 Km/h
Lap 19	Deniz ÖNCÜ	1'47.563	153.6 Km/h
2021	Gabriel RODRIGO	1'47.610	153.6 Km/h
2023	Ayumu SASAKI	1'46.798	154.7 Km/h

10:45'00

11:00'00

11:03'21

11:03'35 Deniz ÖNCÜ

11:04'03 Scott OGDEN

11:04'23

11:04'50 Lorenzo FELLON

11:09'06 David ALONSO

11:09'27 David ALONSO

11:10'51 Filippo FARIOLI

11:10'55 Filippo FARIOLI

11:13'28 Ivan ORTOLÁ

11:13'40 Filippo FARIOLI

11:15'47 Romano FENATI

11:21'40 Ryusei YAMANAKA

11:24'41 David SALVADOR

11:25'40 Kaito TOBA

11:26'32 Joshua WHATLEY

11:26'55 Matteo BERTELLE

11:28'12 David ALONSO

11:28'33 Riccardo ROSSI

11:28'42 Daniel HOLGADO

11:31'10 Romano FENATI

11:31'44 Ivan ORTOLÁ

11:31'52 Ivan ORTOLÁ

11:37'53 Ivan ORTOLÁ

11:47'03 Joshua WHATLEY

SIGHTING LAP START

WARM UP LAP START

RACE START

starting from pit lane

crashed out - Rider OK

No jump starts

did not start

crashed out - Rider OK

re-joined race

crashed out - Rider OK

re-joined race

double long lap penalty due to irresponsible riding

entered pits and retired

track limits warning

track limits warning

track limits warning

track limits warning

track limits warning

track limits warning

entered pits and retired

track limits warning

track limits warning

long lap penalty

crashed out - Rider OK

re-joined race

crashed out - Rider OK

1 position penalty due to exceeding track limit on the last lap

The results are provisional until the end of the limit for protest and appeals.

Time limit for protest expires 30' after publication of the results - Time:

These data/results cannot be reproduced, stored and/or transmitted in whole or in part by any manner of electronic, mechanical, photocopying, recording, broadcasting or otherwise now known or herein after developed without the previous express consent by the copyright owner, except for reproduction in daily press and regular printed publications on sale to the public within 60 days of the event related to those data/results and always provided that copyright symbol appears together as follows below.

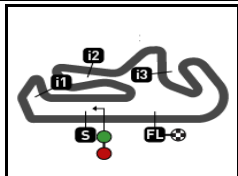
© DORNA, 2023

Official MotoGP Timing by TISSOT
www.motogp.com

Portimao, Sunday, March 26, 2023

Page 2 of 2





4592 m.

GRANDE PRÉMIO TISSOT DE PORTUGAL

Moto3™

30

World Championship Classification

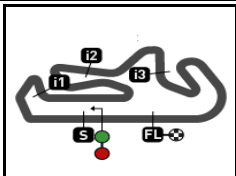
Rider		Points	Leader	Previous	POR	ARG	AME	SPA	FRA	ITA	GER	NED	KAZ	GBR	AUT	CAT	RSM	IND	JPN	INA	AUS	THA	MAL	QAT	VAL
1	HOLGADO Daniel	SPA	25																						
2	MUÑOZ David	SPA	20	5	5	20																			
3	MOREIRA Diogo	BRA	16	9	4	16																			
4	RUEDA José Antonio	SPA	13	12	3	13																			
5	MASIA Jaume	SPA	11	14	2	11																			
6	SASAKI Ayumu	JPN	10	15	1	10																			
7	NEPA Stefano	ITA	9	16	1	9																			
8	ARTIGAS Xavier	SPA	8	17	1	8																			
9	KELSO Joel	AUS	7	18	1	7																			
10	ÖNCÜ Deniz	TUR	6	19	1	6																			
11	TOBA Kaito	JPN	5	20	1	5																			
12	VEIJER Collin	NED	4	21	1	4																			
13	SALVADOR David	SPA	3	22	1	3																			
14	SUZUKI Tatsuki	JPN	2	23	1	2																			
15	ROSSI Riccardo	ITA	1	24	1	1																			
16	YAMANAKA Ryusei	JPN	0	25	1	0																			
17	BERTELLE Matteo	ITA	0	25	0	0																			
18	AJI Mario	INA	0	25	0	0																			
19	FENATI Romano	ITA	0	25	0	0																			
20	FURUSATO Taiyo	JPN	0	25	0	0																			
21	WHATLEY Joshua	GBR	0	25	0	0																			
22	AZMAN Syarifuddin	MAL	0	25	0	0																			

These data/results cannot be reproduced, stored and/or transmitted in whole or in part by any manner of electronic, mechanical, photocopying, recording, broadcasting or otherwise now known or herein after developed without the previous express consent by the copyright owner, except for reproduction in daily press and regular printed publications on sale to the public within 60 days of the event related to those data/results and always provided that copyright symbol appears together as follows below.
© DORNA, 2023

Official MotoGP Timing by 
www.motogp.com

Portimão, Sunday, March 26, 2023





GRANDE PRÉMIO TISSOT DE PORTUGAL

30

4592 m.

World Championship Classification

Rider	Points	Leader	Previous	POR	ARG	AME	SPA	FRA	ITA	GER	NED	KAZ	GBR	AUT	CAT	RSM	IND	JPN	INA	AUS	THA	MAL	QAT	VAL
23 CARRASCO Ana	0	25	0	0																				

Constructor	Points	Leader	Previous	POR	ARG	AME	SPA	FRA	ITA	GER	NED	KAZ	GBR	AUT	CAT	RSM	IND	JPN	INA	AUS	THA	MAL	QAT	VAL
1 KTM	25			25																				
2 HONDA	11	14	14	11																				
3 HUSQVARNA	10	15	1	10																				
4 CFMOTO	8	17	2	8																				

Team	Points	Leader	Previous	POR	ARG	AME	SPA	FRA	ITA	GER	NED	KAZ	GBR	AUT	CAT	RSM	IND	JPN	INA	AUS	THA	MAL	QAT	VAL
1 RED BULL KTM TECH3	25			25																				
2 BOE MOTORSPORTS	20	5	5	20																				
3 RED BULL KTM AJO	19	6	1	19																				
4 MT HELMETS - MSI	16	9	3	16																				
5 CFMOTO RACING PRUESTELGP	15	10	1	15																				
6 LIQUI MOLY HUSQVARNA INTACT GP	14	11	1	14																				
7 LEOPARD RACING	13	12	1	13																				
8 ANGELUSS MTA TEAM	9	16	4	9																				
9 SIC58 SQUADRA CORSE	6	19	3	6																				
10 CIP GREEN POWER	3	22	3	3																				

These data/results cannot be reproduced, stored and/or transmitted in whole or in part by any manner of electronic, mechanical, photocopying, recording, broadcasting or otherwise now known or herein after developed without the previous express consent by the copyright owner, except for reproduction in daily press and regular printed publications on sale to the public within 60 days of the event related to those data/results and always provided that copyright symbol appears together as follows below.
© DORNA, 2023





GRANDE PRÉMIO TISSOT DE PORTUGAL
Race
Lap Chart

31

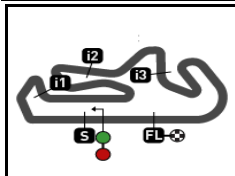
Pos	1	2	3	4	5	6	7	8	9	10	11	12	13	14	15	16	17	18	19	20	21	22	23	24	25	26	27	28
Grid	71	99	66	96	48	80	43	53	5	82	27	54	44	95	24	10	6	38	18	19	7	64	63	70	55	72	22	20



1	66	96	71	48	43	80	99	82	27	44	5	10	38	6	95	7	18	24	54	64	55	70	63	72	22	53
2	96	66	71	43	48	82	44	80	10	99	5	38	27	6	24	18	95	7	54	64	55	63	70	72	22	53
3	66	96	71	44	43	82	48	80	10	5	38	99	6	27	24	95	7	54	64	18	63	70	55	72	22	53
4	66	96	44	43	71	82	48	5	10	99	27	38	6	24	95	54	18	64	55	70	63	72	22	53	7	80
5	96	71	44	66	43	5	82	48	10	99	6	27	38	24	95	54	18	64	55	72	22	70	63	53	80	7
6	96	71	5	44	66	82	43	48	99	6	10	27	38	24	54	95	18	64	22	53	72	70	55	63	80	
7	44	96	5	71	43	82	48	66	10	99	6	27	38	54	24	95	64	18	53	72	63	22	70	55	80	
8	96	44	71	43	5	82	10	66	99	27	6	38	48	24	95	54	53	18	64	72	70	55	63	22	80	
9	96	71	43	44	5	10	82	66	99	27	38	6	24	54	95	48	53	18	64	55	70	72	22	63	80	
10	96	10	43	71	44	82	66	27	5	38	99	6	24	54	95	48	53	18	64	72	70	22	55	63	80	
L a P S	11	96	71	44	10	43	5	27	82	66	38	6	99	24	54	48	95	53	18	64	55	72	22	70	63	80
12	96	71	44	5	10	43	27	82	66	38	99	6	48	24	95	54	53	18	64	55	72	22	63	70	80	
13	44	71	96	5	43	27	10	82	66	6	99	38	48	53	95	54	24	18	64	63	72	55	70	22	80	
14	96	10	44	5	82	43	27	99	66	71	38	6	53	48	95	24	54	64	18	70	63	55	22	72		
15	96	99	44	43	10	71	27	5	82	66	38	53	6	48	95	54	24	64	18	55	63	72	22	70		
16	96	71	10	43	99	44	5	27	82	66	53	38	6	95	54	24	64	18	48	63	72	22	70	55		
17	96	10	44	5	43	71	99	82	27	66	53	38	95	24	54	6	18	64	48	63	72	70	22	55		
18	96	44	10	5	71	99	43	82	66	53	27	38	95	24	6	54	48	18	64	70	72	63	55	22		
19	96	44	10	99	5	71	82	43	66	53	27	95	38	24	54	6	18	64	55	70	72	63	22			

Winner Lapped rider

These data/results cannot be reproduced, stored and/or transmitted in whole or in part by any manner of electronic, mechanical, photocopying, recording, broadcasting or otherwise now known or herein after developed without the previous express consent by the copyright owner, except for reproduction in daily press and regular printed publications on sale to the public within 60 days of the event related to those data/results and always provided that copyright symbol appears together as follows below.
 © DORNA, 2023



GRANDE PRÉMIO TISSOT DE PORTUGAL

Race

Fastest Lap of Each Rider

32

	Rider	Nation	Team	Motorcycle	Time	Lap Total	Gap
1	53 Deniz ÖNCÜ	TUR	Red Bull KTM Ajo	KTM	1'47.563	19 19	
2	44 David MUÑOZ	SPA	BOE Motorsports	KTM	1'47.893	2 19	0.330 0.330
3	99 José Antonio RUEDA	SPA	Red Bull KTM Ajo	KTM	1'47.978	19 19	0.415 0.085
4	71 Ayumu SASAKI	JPN	Liqui Moly Husqvarna Intact GP	HUSQVARNA	1'48.020	18 19	0.457 0.042
5	66 Joel KELSO	AUS	CFMOTO Racing PruestelGP	CFMOTO	1'48.037	18 19	0.474 0.017
6	43 Xavier ARTIGAS	SPA	CFMOTO Racing PruestelGP	CFMOTO	1'48.083	8 19	0.520 0.046
7	10 Diogo MOREIRA	BRA	MT Helmets - MSI	KTM	1'48.084	17 19	0.521 0.001
8	5 Jaume MASIA	SPA	Leopard Racing	HONDA	1'48.095	3 19	0.532 0.011
9	54 Riccardo ROSSI	ITA	SIC58 Squadra Corse	HONDA	1'48.111	5 19	0.548 0.016
10	96 Daniel HOLGADO	SPA	Red Bull KTM Tech3	KTM	1'48.209	11 19	0.646 0.098
11	95 Collin VEIJER	NED	Liqui Moly Husqvarna Intact GP	HUSQVARNA	1'48.277	15 19	0.714 0.068
12	82 Stefano NEPA	ITA	Angeluss MTA Team	KTM	1'48.280	19 19	0.717 0.003
13	24 Tatsuki SUZUKI	JPN	Leopard Racing	HONDA	1'48.315	2 19	0.752 0.035
14	80 David ALONSO	COL	Autosolar GASGAS Aspar M3	GASGAS	1'48.323	3 13	0.760 0.008
15	48 Ivan ORTOLÁ	SPA	Angeluss MTA Team	KTM	1'48.366	7 18	0.803 0.043
16	6 Ryusei YAMANAKA	JPN	Autosolar GASGAS Aspar M3	GASGAS	1'48.376	5 19	0.813 0.010
17	27 Kaito TOBA	JPN	SIC58 Squadra Corse	HONDA	1'48.393	4 19	0.830 0.017
18	38 David SALVADOR	SPA	CIP Green Power	KTM	1'48.480	2 19	0.917 0.087
19	64 Mario AJI	INA	Honda Team Asia	HONDA	1'48.623	2 19	1.060 0.143
20	18 Matteo BERTELLE	ITA	Rivacold Snipers Team	HONDA	1'48.638	4 19	1.075 0.015
21	22 Ana CARRASCO	SPA	BOE Motorsports	KTM	1'49.039	3 19	1.476 0.401
22	63 Syarifuddin AZMAN	MAL	MT Helmets - MSI	KTM	1'49.078	3 19	1.515 0.039
23	55 Romano FENATI	ITA	Rivacold Snipers Team	HONDA	1'49.137	18 19	1.574 0.059
24	70 Joshua WHATLEY	GBR	VisionTrack Racing Team	HONDA	1'49.212	2 19	1.649 0.075
25	72 Taiyo FURUSATO	JPN	Honda Team Asia	HONDA	1'49.340	3 19	1.777 0.128
26	7 Filippo FARIOLI	ITA	Red Bull KTM Tech3	KTM	2'03.446	4 5	15.883 14.106

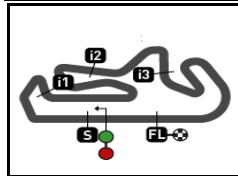
These data/results cannot be reproduced, stored and/or transmitted in whole or in part by any manner of electronic, mechanical, photocopying, recording, broadcasting or otherwise now known or herein after developed without the previous express consent by the copyright owner, except for reproduction in daily press and regular printed publications on sale to the public within 60 days of the event related to those data/results and always provided that copyright symbol appears together as follows below.

© DORNA, 2023

Official MotoGP Timing by TISSOT
www.motogp.com

Portimao, Sunday, March 26, 2023





4592 m.

GRANDE PRÉMIO TISSOT DE PORTUGAL

After the Race

Event Best Maximum Speed

Moto3™

33



Rider	Nation	Team	Motorcycle	Km/h	
44 David MUÑOZ	SPA	BOE Motorsports	KTM	247.7	Practice Nr. 3
27 Kaito TOBA	JPN	SIC58 Squadra Corse	HONDA	246.0	Qualifying Nr. 2
96 Daniel HOLGADO	SPA	Red Bull KTM Tech3	KTM	246.0	Practice Nr. 3
10 Diogo MOREIRA	BRA	MT Helmets - MSI	KTM	246.0	Race
54 Riccardo ROSSI	ITA	SIC58 Squadra Corse	HONDA	246.0	Practice Nr. 3
99 José Antonio RUEDA	SPA	Red Bull KTM Ajo	KTM	244.8	Race
6 Ryusei YAMANAKA	JPN	Autosolar GASGAS Aspar M3	GASGAS	244.8	Race
66 Joel KELSO	AUS	CFMOTO Racing PruestelGP	CFMOTO	244.8	Race
71 Ayumu SASAKI	JPN	Liqui Moly Husqvarna Intact GP	HUSQVARNA	244.8	Qualifying Nr. 2
82 Stefano NEPA	ITA	Angeluss MTA Team	KTM	244.8	Race
63 Syarifuddin AZMAN	MAL	MT Helmets - MSI	KTM	244.3	Qualifying Nr. 1
80 David ALONSO	COL	Autosolar GASGAS Aspar M3	GASGAS	244.3	Practice Nr. 3
38 David SALVADOR	SPA	CIP Green Power	KTM	244.3	Practice Nr. 3
5 Jaume MASIA	SPA	Leopard Racing	HONDA	244.3	Race
43 Xavier ARTIGAS	SPA	CFMOTO Racing PruestelGP	CFMOTO	244.3	Qualifying Nr. 1
24 Tatsuki SUZUKI	JPN	Leopard Racing	HONDA	244.3	Practice Nr. 3
22 Ana CARRASCO	SPA	BOE Motorsports	KTM	243.2	Qualifying Nr. 1
72 Taiyo FURUSATO	JPN	Honda Team Asia	HONDA	243.2	Practice Nr. 3
18 Matteo BERTELLE	ITA	Rivacold Snipers Team	HONDA	242.6	Qualifying Nr. 1
48 Ivan ORTOLÁ	SPA	Angeluss MTA Team	KTM	242.6	Race
53 Deniz ÖNCÜ	TUR	Red Bull KTM Ajo	KTM	242.6	Qualifying Nr. 2
95 Collin VEIJER	NED	Liqui Moly Husqvarna Intact GP	HUSQVARNA	242.6	Qualifying Nr. 1
20 Lorenzo FELLON	FRA	CIP Green Power	KTM	241.6	Practice Nr. 3
64 Mario AJI	INA	Honda Team Asia	HONDA	241.0	Practice Nr. 3
70 Joshua WHATLEY	GBR	VisionTrack Racing Team	HONDA	241.0	Qualifying Nr. 1
19 Scott OGDEN	GBR	VisionTrack Racing Team	HONDA	240.0	Qualifying Nr. 1
7 Filippo FARIOLI	ITA	Red Bull KTM Tech3	KTM	239.4	Race
55 Romano FENATI	ITA	Rivacold Snipers Team	HONDA	238.9	Qualifying Nr. 1

These data/results cannot be reproduced, stored and/or transmitted in whole or in part by any manner of electronic, mechanical, photocopying, recording, broadcasting or otherwise now known or herein after developed without the previous express consent by the copyright owner, except for reproduction in daily press and regular printed publications on sale to the public within 60 days of the event related to those data/results and always provided that copyright symbol appears together as follows below.

© DORNA, 2023

Official MotoGP Timing by TISSOT
www.motogp.com

Portimao, Sunday, March 26, 2023





GRANDE PRÉMIO TISSOT DE PORTUGAL

Race

Chronological Analysis of Performances

34

* Lap / Sector time cancelled T1 Time from finish line to 1st intermediate T3 Time from 2nd intermed. to 3rd intermed.
 P Crossing the finish line in pit lane T2 Time from 1st intermed. to 2nd intermed. T4 Time from 3rd intermediate to finish line

Lap	Lap Time	T1	T2	T3	T4	Speed	Lap	Lap Time	T1	T2	T3	T4	Speed	
1st	96	Daniel HOLGADO Red Bull KTM Tech3 SPA												
		Runs=1	Total laps=19	Full laps=18	Valid laps=14									
1	1'49.630	24.658	34.411	16.013	34.548		1	1'51.247	25.999	34.669	16.063	34.516		
2	1'48.371	23.426	34.283	16.095	34.567	234.2	2	1'48.121	23.402	34.334	16.045	34.340	244.3	
3	1'48.620	23.471	34.481	16.080	34.588	231.2	3	1'48.181	23.339	34.544	16.044	34.254	240.5	
4	1'48.794	23.503	34.270	16.135	34.886	230.2	4	1'48.496	23.746	34.232	16.087	34.431	246.0	
5	1'48.333	23.460	34.329	16.055	34.489	235.2	5	1'48.868	23.671	34.603	16.064	34.530	244.8	
6	1'48.694	23.555	34.492	16.029	34.618	228.3	6	1'48.882	24.029	34.370	16.094	34.389	229.2	
7	1'48.573 *	23.596	34.352*	16.054	34.571	228.3	7	1'48.281	23.610	34.222	16.046	34.403	241.0	
8	1'48.332	23.438	34.225	16.074	34.595	230.2	8	1'48.011 *	23.559	34.197*	16.012	34.243	244.8	
9	1'48.990	23.832	34.230	16.226	34.702	230.7	9	1'48.532	23.563	34.216	16.099	34.654	246.0	
10	1'48.949	23.763	34.530	16.077	34.579	226.8	10	1'48.909	23.749	34.440	16.076	34.644	233.2	
11	1'48.209	23.378	34.233	16.040	34.558	228.8	11	1'48.626	23.751	34.366	16.156	34.353	227.8	
12	1'49.370	23.614	34.703	16.287	34.766	227.3	12	1'48.965	23.468	34.348	16.262	34.887	237.3	
13	1'49.351 *	23.433	35.026	16.219	34.673*	231.2	13	1'49.448	24.211	34.438	16.180	34.619	226.4	
14	1'48.669 *	23.554	34.343*	16.129	34.643	231.2	14	1'48.414	23.597	34.211	16.080	34.526	238.4	
15	1'50.451 *	23.925	34.987	16.307	35.232*	225.0	15	1'50.591	23.631	34.966	16.454	35.540	229.2	
16	1'48.427	23.491	34.229	16.104	34.603	231.2	16	1'48.836	23.650	34.259	16.174	34.753	238.9	
17	1'48.407	23.442	34.370	16.087	34.508	229.7	17	1'48.084	23.289	34.160	16.125	34.510	238.4	
18	1'48.402	23.424	34.356	16.069	34.553	230.2	18	1'48.412	23.533	34.367	16.044	34.468	236.8	
19	1'48.489	23.435	34.465	16.081	34.508	230.7	19	1'48.332	23.339	34.599	16.096	34.298	237.8	
4th	99	José Antonio RUED Red Bull KTM Ajo SPA												
		Runs=1	Total laps=19	Full laps=18	Valid laps=18									
1	1'50.441	25.869	34.554	16.194	34.427		1	1'50.441	25.197	34.362	16.305	34.577		
2	1'47.893	23.400	34.243	16.155	34.095	238.4	2	1'49.034	23.847	34.596	16.212	34.379	234.7	
3	1'48.159	23.235	34.220	16.338	34.366	245.4	3	1'48.464	23.592	34.607	16.017	34.248	243.7	
4	1'48.322	23.400	34.219	16.225	34.478	237.3	4	1'48.350	23.680	34.349	16.048	34.273	244.8	
5	1'48.892	23.925	34.251	16.216	34.500	231.2	5	1'48.744	23.616	34.619	16.116	34.393	241.0	
6	1'48.576	23.366	34.408	16.255	34.547	235.8	6	1'48.585	23.650	34.484	16.114	34.337	240.5	
7	1'48.111	23.371	34.268	16.103	34.369	240.5	7	1'48.790	23.612	34.568	16.075	34.535	239.4	
8	1'48.451	23.612	34.177	16.082	34.580	226.8	8	1'48.461	23.479	34.177	16.171	34.634	242.1	
9	1'49.168	23.597	34.255	16.453	34.863	233.7	9	1'48.179	23.439	34.157	16.061	34.522	234.7	
10	1'49.362	23.899	34.774	16.203	34.486	227.3	10	1'49.817	24.001	34.997	16.186	34.633	244.8	
11	1'48.021 *	23.435	34.090*	16.178	34.318	240.0	11	1'48.854	23.627	34.599	16.224	34.404	238.9	
12	1'48.954	23.450	34.304	16.572	34.628	234.2	12	1'48.543	23.488	34.299	16.258	34.498	240.0	
13	1'49.193	23.541	34.597	16.313	34.742	226.8	13	1'48.779	23.816	34.518	16.102	34.343	234.2	
14	1'48.925	23.819	34.268	16.284	34.554	229.7	14	1'48.697	23.909	34.472	16.050	34.266	241.6	
15	1'50.368	23.590	34.723	16.521	35.534	237.3	15	1'49.668	23.299	34.914	16.210	35.245	241.6	
16	1'49.120	24.077	34.323	16.243	34.477	230.2	16	1'49.087	24.152	34.124	16.144	34.667	230.2	
17	1'48.011	23.363	34.084	16.155	34.409	237.3	17	1'48.677	23.901	34.227	16.075	34.474	232.7	
18	1'48.254	23.252	34.314	16.134	34.554	238.9	18	1'48.119	23.625	34.201	16.108	34.185	241.6	
19	1'48.397	23.593	34.200	16.123	34.481	234.2	19	1'47.978	23.409	34.249	16.080	34.240	240.0	
5th	5	Jaume MASIA Leopard Racing SPA												
		Runs=1	Total laps=19	Full laps=18	Valid laps=16									
1	1'51.117	25.626	34.940	16.207	34.344		1	1'51.117	25.626	34.940	16.207	34.344		
2	1'48.409	23.613	34.381	16.039	34.376	234.2	2	1'48.409	23.613	34.381	16.039	34.376	234.2	

Fastest Lap: Deniz ÖNCÜ Red Bull KTM Ajo TUR 1'47.563 23.316 34.189 15.973 34.085

These data/results cannot be reproduced, stored and/or transmitted in whole or in part by any manner of electronic, mechanical, photocopying, recording, broadcasting or otherwise now known or herein after developed without the previous express consent by the copyright owner, except for reproduction in daily press and regular printed publications on sale to the public within 60 days of the event related to those data/results and always provided that copyright symbol appears together as follows below.
 © DORNA, 2023



Race

Moto3

Lap	Lap Time	T1	T2	T3	T4	Speed	Lap	Lap Time	T1	T2	T3	T4	Speed
3	1'48.095	23.345	34.473	16.007	34.270	242.6	15	1'50.509	23.636	35.115	16.214	35.544	239.4
4	1'48.225	23.452	34.261	16.163	34.349	244.3	16	1'49.140	24.174	34.444	16.026	34.496	233.7
5	1'48.681	23.835	34.338	16.125	34.383	232.7	17	1'48.321	23.625	34.230	16.042	34.424	244.8
6	1'48.304	23.377	34.301	16.261	34.365	238.9	18	1'48.651 *	23.794	34.307*	16.144	34.406	243.7
7	1'48.506	23.593	34.293	16.105	34.515	238.4	19	1'48.280	23.356	34.277	16.119	34.528	238.9
8	1'48.518	23.851	34.171	16.101	34.395	229.2	8th 43 Xavier ARTIGAS CFMOTO Racing Pru SPA Runs=1 Total laps=19 Full laps=18 Valid laps=16						
9	1'48.763	23.609	34.245	16.355	34.554	237.3	1	1'50.355	25.359	34.348	16.125	34.523	
10	1'49.725	24.172	35.064	16.187	34.302	229.7	2	1'48.362	23.486	34.133	16.241	34.502	236.8
11	1'48.010 *	23.452	34.170	16.122	34.266*	243.2	3	1'48.539	23.316	34.473	16.299	34.451	238.4
12	1'48.756	23.409	34.320	16.368	34.659	238.4	4	1'48.295	23.509	34.134	16.182	34.470	241.6
13	1'49.113	23.907	34.229	16.219	34.758	229.7	5	1'48.934	24.005	34.302	16.111	34.516	235.8
14	1'48.911	24.193	34.146	16.100	34.472	226.8	6	1'48.914	23.898	34.443	16.051	34.522	236.3
15	1'50.659 *	23.578	35.016	16.263	35.802*	235.8	7	1'48.175 *	23.581	34.160*	16.071	34.363	233.7
16	1'48.877	24.031	34.298	16.067	34.481	232.7	8	1'48.083	23.447	34.152	16.158	34.326	241.0
17	1'48.139	23.467	34.256	15.984	34.432	242.6	9	1'48.827	23.675	34.265	16.125	34.762	238.4
18	1'48.171	23.340	34.325	16.107	34.399	234.2	10	1'49.062	23.585	34.874	15.939	34.664	232.2
19	1'48.315	23.760	34.292	16.088	34.175	240.5	11	1'48.616	23.982	34.262	15.990	34.382	223.6
6th 71 Ayumu SASAKI Liqui Moly Husqvarna JPN Runs=1 Total laps=19 Full laps=18 Valid laps=18						12	1'48.994	23.767	34.251	16.199	34.777	234.2	
1	1'50.186	24.557	34.770	16.289	34.570		13	1'49.305	24.007	34.486	16.090	34.722	226.8
2	1'48.484	23.404	34.286	16.245	34.549	234.7	14	1'49.043	24.104	34.324	16.174	34.441	234.7
3	1'48.386	23.201	34.450	16.311	34.424	238.9	15	1'50.019	23.683	35.003	16.131	35.202	236.8
4	1'48.641	23.302	34.368	16.529	34.442	236.8	16	1'48.960	23.800	34.287	16.119	34.754	235.2
5	1'48.515	23.345	34.418	16.211	34.541	244.3	17	1'48.553	23.795	34.230	16.091	34.437	235.2
6	1'48.557	23.314	34.479	16.217	34.547	232.7	18	1'48.713 *	23.686	34.456*	16.163	34.408	235.2
7	1'48.691	23.816	34.261	16.087	34.527	234.7	19	1'48.449	23.361	34.388	16.173	34.527	234.2
8	1'48.164	23.343	34.249	16.135	34.437	237.3	9th 66 Joel KELSO CFMOTO Racing Pru AUS Runs=1 Total laps=19 Full laps=18 Valid laps=17						
9	1'48.725	23.263	34.348	16.261	34.853	240.5	1	1'49.433	24.099	34.337	16.104	34.893	
10	1'49.505	23.790	34.921	16.216	34.578	227.8	2	1'48.738	23.734	34.321	16.150	34.533	227.8
11	1'48.110	23.266	34.196	16.171	34.477	238.4	3	1'48.429	23.473	34.423	16.172	34.361	236.8
12	1'48.949	23.376	34.348	16.342	34.883	235.2	4	1'48.773	23.431	34.116	16.310	34.916	230.7
13	1'49.266	23.770	34.335	16.254	34.907	227.3	5	1'49.085	23.841	34.513	16.162	34.569	232.7
14	1'49.897	24.718	34.423	16.292	34.464	227.8	6	1'48.535	23.677	34.189	16.209	34.460	240.0
15	1'49.589	23.620	34.784	16.276	34.909	231.7	7	1'48.916 *	23.835	34.403*	16.125	34.553	240.0
16	1'48.662	23.381	34.283	16.214	34.784	242.6	8	1'48.710	23.858	34.153	16.200	34.499	242.6
17	1'48.773	23.716	34.209	16.263	34.585	232.2	9	1'48.079	23.455	34.147	16.057	34.420	234.7
18	1'48.020	23.253	34.253	16.160	34.354	238.4	10	1'49.397	23.720	35.156	16.120	34.401	234.2
19	1'49.031	23.633	34.645	16.190	34.563	242.6	11	1'48.937	24.060	34.488	16.098	34.291	233.7
7th 82 Stefano NEPA Angeluss MTA Team ITA Runs=1 Total laps=19 Full laps=18 Valid laps=16						12	1'48.358	23.457	34.480	16.118	34.303	240.5	
1	1'50.485	25.510	34.544	16.095	34.336		13	1'49.375	24.180	34.446	16.118	34.631	234.2
2	1'48.413	23.534	34.575	16.099	34.205	239.4	14	1'49.307	24.293	34.460	16.169	34.385	244.8
3	1'48.391	23.521	34.484	16.095	34.291	243.2	15	1'49.759	23.431	35.067	16.287	34.974	234.7
4	1'48.462	23.562	34.331	16.144	34.425	241.6	16	1'49.321	24.288	34.444	16.107	34.482	232.7
5	1'48.898	23.799	34.574	16.130	34.395	240.5	17	1'49.026	23.784	34.227	16.116	34.899	241.0
6	1'48.444	23.656	34.252	16.122	34.414	239.4	18	1'48.037	23.253	34.208	16.090	34.486	235.2
7	1'48.514	23.600	34.316	16.061	34.537	242.6	19	1'48.114	23.264	34.288	16.094	34.468	237.8
8	1'48.377	23.770	34.160	16.083	34.364	242.1	10th 53 Deniz ÖNCÜ Red Bull KTM Ajo TUR Runs=1 Total laps=19 Full laps=18 Valid laps=18						
9	1'48.676 *	23.824	34.271	16.054	34.527*	242.1	1	2'01.059	35.651	34.571	16.245	34.592	
10	1'49.431	23.885	34.942	16.083	34.521	232.2	2	1'48.191	23.749	34.101	15.995	34.346	226.4
11	1'48.781	23.916	34.535	16.081	34.249	235.2	3	1'48.531	23.449	34.219	16.156	34.707	229.7
12	1'48.400	23.473	34.484	16.132	34.311	240.5	4	1'48.572	23.553	34.147	16.149	34.723	229.7
13	1'49.366	24.142	34.481	16.127	34.616	233.7							
14	1'48.647	23.650	34.412	16.031	34.554	242.6							

Fastest Lap: Deniz ÖNCÜ Red Bull KTM Ajo TUR **1'47.563** 23.316 34.189 15.973 34.085

These data/results cannot be reproduced, stored and/or transmitted in whole or in part by any manner of electronic, mechanical, photocopying, recording, broadcasting or otherwise now known or herein after developed without the previous express consent by the copyright owner, except for reproduction in daily press and regular printed publications on sale to the public within 60 days of the event related to those data/results and always provided that copyright symbol appears together as follows below.
© DORNA, 2023

Race

Moto3

Lap	Lap Time	T1	T2	T3	T4	Speed	Lap	Lap Time	T1	T2	T3	T4	Speed
5	1'48.402	23.654	34.278	16.075	34.395	229.2	17	1'48.794					
6	1'48.041	23.422	34.198	16.029	34.392	230.7	18	1'48.837					
7	1'47.992	23.430	34.222	16.073	34.267	231.7	19	1'49.000					
8	1'48.454	23.466	34.287	16.226	34.475	233.2							
9	1'48.344	23.572	34.280	15.992	34.500	229.2							
10	1'48.451	23.558	34.238	16.128	34.527	229.7							
11	1'48.276	23.587	34.123	16.107	34.459	228.8							
12	1'48.431	23.791	34.349	16.066	34.225	232.2							
13	1'48.176	23.285	34.160	16.129	34.602	241.0							
14	1'48.233	23.417	34.252	16.091	34.473	233.7							
15	1'47.993	23.434	34.101	16.054	34.404	230.2							
16	1'47.774	23.296	34.098	15.982	34.398	231.7							
17	1'47.953	23.499	34.156	15.986	34.312	232.2							
18	1'48.034	23.532	34.138	15.993	34.371	231.7							
19	1'47.563	23.316	34.189	15.973	34.085	232.7							
11th 27 Kaito TOBA SIC58 Squadra Corse JPN Runs=1 Total laps=19 Full laps=18 Valid laps=15													
1	1'51.030	25.522	34.692	16.157	34.659		13	1'50.324	23.741	34.556	16.939	35.088	237.3
2	1'49.126	23.960	34.670	16.143	34.353	234.7	14	1'49.448	23.696	34.578	16.237	34.937	229.2
3	1'48.114 *	23.612	34.335*	16.036	34.131	238.9	15	1'49.521	23.719	34.577	16.262	34.963	229.2
4	1'48.393	23.542	34.380	16.141	34.330	243.2	16	1'49.456	23.708	34.438	16.300	35.010	231.2
5	1'48.627	23.685	34.429	16.197	34.316	235.2	17	1'49.361	23.733	34.382	16.269	34.977	232.2
6	1'48.616	23.850	34.316	16.091	34.359	242.1	18	1'49.981	23.787	34.670	16.361	35.163	229.2
7	1'48.675	23.865	34.341	16.125	34.344	241.6	19	1'49.682	23.732	34.566	16.383	35.001	227.8
8	1'48.480	23.498	34.487	16.150	34.345	240.5							
9	1'48.024 *	23.412	34.196	16.118	34.298*	238.4							
10	1'49.131	23.559	35.106	16.156	34.310	244.3							
11	1'48.524	23.473	34.434	16.141	34.476	242.1							
12	1'48.460 *	23.451	34.279*	16.238	34.492	234.2							
13	1'49.324	23.662	34.644	16.156	34.862	232.7							
14	1'49.144	24.261	34.333	16.201	34.349	237.3							
15	1'50.051	23.664	34.977	16.221	35.189	239.4							
16	1'49.127	23.954	34.557	16.084	34.532	237.8							
17	1'49.307	23.896	34.250	16.121	35.040	242.1							
18	1'48.875	23.613	34.370	16.183	34.709	230.7							
19	1'48.885	23.433	34.331	16.161	34.960	236.3							
12th 95 Collin VEIJER Liqui Moly Husqvarna NED Runs=1 Total laps=19 Full laps=18 Valid laps=17													
1	1'52.599	26.250	35.022	16.567	34.760		13	1'49.348	23.741	34.836	16.153	34.618	232.2
2	1'49.121 *	23.961	34.495*	16.220	34.445	230.7	14	1'48.779 *	23.380	34.543*	16.152	34.704	234.2
3	1'48.714	23.469	34.382	16.233	34.630	237.3	15	1'48.789	23.535	34.424	16.127	34.703	231.7
4	1'48.542	23.410	34.371	16.236	34.525	232.7	16	1'48.828	23.364	34.483	16.160	34.821	232.7
5	1'48.648	23.516	34.269	16.252	34.611	233.7	17	1'49.317	23.448	34.590	16.349	34.930	233.2
6	1'48.914	23.603	34.508	16.205	34.598	231.7	18	1'49.792	23.835	34.647	16.242	35.068	233.7
7	1'48.720	23.362	34.365	16.271	34.722	233.2	19	1'49.438	23.807	34.526	16.180	34.925	229.7
8	1'49.291	23.329	34.806	16.270	34.886	233.2							
9	1'49.106												
10	1'49.475												
11	1'49.800												
12	1'49.695												
13	1'48.625												
14	1'48.819												
15	1'48.277												
16	1'48.988												
13th 38 David SALVADOR CIP Green Power SPA Runs=1 Total laps=19 Full laps=18 Valid laps=14													
1	1'51.436	26.122	34.698	16.073	34.543		11	1'49.040 *	23.695	34.643*	16.207	34.495	242.1
2	1'48.480	23.517	34.590	16.067	34.306	240.5	12	1'48.689 *	23.331	34.412*	16.262	34.684	236.8
3	1'47.935 *	23.322	34.337*	16.041	34.235	236.3	13	1'50.324	23.741	34.556	16.939	35.088	237.3
4	1'48.827	23.643	34.423	16.288	34.473	242.1	14	1'49.448	23.696	34.578	16.237	34.937	229.2
5	1'48.834	23.850	34.402	16.161	34.421	234.2	15	1'49.521	23.719	34.577	16.262	34.963	229.2
6	1'48.583	23.781	34.394	16.035	34.373	239.4	16	1'49.456	23.708	34.438	16.300	35.010	231.2
7	1'48.707	23.816	34.343	16.108	34.440	239.4	17	1'49.361	23.733	34.382	16.269	34.977	232.2
8	1'48.525	23.483	34.476	16.174	34.392	238.4	18	1'49.981	23.787	34.670	16.361	35.163	229.2
9	1'48.101 *	23.370	34.271	16.078	34.382*	240.5	19	1'49.682	23.732	34.566	16.383	35.001	227.8
10	1'49.062	23.621	34.927	16.168	34.346	240.5							
14th 24 Tatsuki SUZUKI Leopard Racing JPN Runs=1 Total laps=19 Full laps=18 Valid laps=16													
1	1'52.814	26.491	35.596	16.213	34.514		10	1'49.417	23.629	34.630	16.206	34.952	229.7
2	1'48.315	23.307	34.408	16.156	34.444	238.9	11	1'49.815	23.671	34.689	16.279	35.176	227.8
3	1'48.542	23.470	34.450	16.063	34.559	232.7	12	1'49.893 *	23.799	34.874*	16.402	34.818	225.9
4	1'48.832	23.532	34.411	16.159	34.730	232.2	13	1'49.348	23.741	34.836	16.153	34.618	232.2
5	1'48.567	23.465	34.405	16.105	34.592	231.7	14	1'48.779 *	23.380	34.543*	16.152	34.704	234.2
6	1'48.888	23.533	34.457	16.113	34.785	230.2	15	1'48.789	23.535	34.424	16.127	34.703	231.7
7	1'49.234	23.674	34.456	16.188	34.916	227.8	16	1'48.828	23.364	34.483	16.160	34.821	232.7
8	1'49.127	23.535	34.498	16.207	34.887	229.2	17	1'49.317	23.448	34.590	16.349	34.930	233.2
9	1'49.048	23.477	34.521	16.121	34.929	230.7	18	1'49.792	23.835	34.647	16.242	35.068	233.7
15th 54 Riccardo ROSSI SIC58 Squadra Corse ITA Runs=1 Total laps=19 Full laps=18 Valid laps=15													
1	1'53.551	26.514	35.657	16.487	34.893		19	1'49.438	23.807	34.526	16.180	34.925	229.7
2	1'48.498	23.436	34.382	16.177	34.503	231.7							
3	1'49.093	23.584	34.650	16.198	34.661	238.4							
4	1'48.531	23.252	34.507	16.137	34.635	235.8							
5	1'48.111	23.301	34.270	16.140	34.400	232.2							
6	1'48.216	23.171	34.485	16.050	34.510	237.3							

Fastest Lap: Deniz ÖNCÜ Red Bull KTM Ajo TUR **1'47.563** 23.316 34.189 15.973 34.085

These data/results cannot be reproduced, stored and/or transmitted in whole or in part by any manner of electronic, mechanical, photocopying, recording, broadcasting or otherwise now known or herein after developed without the previous express consent by the copyright owner, except for reproduction in daily press and regular printed publications on sale to the public within 60 days of the event related to those data/results and always provided that copyright symbol appears together as follows below.
© DORNA, 2023

Race

Moto3

Lap	Lap Time	T1	T2	T3	T4	Speed	Lap	Lap Time	T1	T2	T3	T4	Speed
7	1'49.143	23.393	34.511	16.243	34.996	228.8	19	1'49.354	23.503	34.488	16.290	35.073	227.8
8	1'49.471	23.776	34.630	16.223	34.842	227.8	18th 64 Mario AJI Honda Team Asia INA						
9	1'48.807	23.367	34.507	16.148	34.785	237.8	Runs=1 Total laps=19 Full laps=18 Valid laps=17						
10	1'49.466 *	23.738	34.606	16.287	34.835*	230.7	1	1'53.554	27.205	35.205	16.303	34.841	
11	1'49.837	23.731	34.663	16.260	35.183	226.8	2	1'48.623	23.665	34.351	16.126	34.481	230.2
12	1'49.966 *	24.240	34.516*	16.517	34.693	221.7	3	1'49.051	23.592	34.638	16.213	34.608	236.8
13	1'49.103	23.703	34.508	16.178	34.714	233.2	4	1'48.713	23.571	34.460	16.236	34.446	232.2
14	1'48.858 *	23.579	34.520*	16.245	34.514	229.2	5	1'49.986	23.805	34.759	16.484	34.938	228.8
15	1'48.253	23.174	34.331	16.159	34.589	233.7	6	1'49.855	23.932	34.653	16.350	34.920	220.8
16	1'48.646	23.233	34.404	16.178	34.831	233.2	7	1'50.435	24.133	34.854	16.404	35.044	222.6
17	1'50.028	23.386	35.098	16.443	35.101	235.2	8	1'49.530	23.885	34.691	16.301	34.653	220.8
18	1'49.895	23.964	34.672	16.315	34.944	226.4	9	1'48.938	23.540	34.443	16.189	34.766	229.2
19	1'49.336	23.854	34.495	16.193	34.794	233.2	10	1'49.480	23.607	34.616	16.304	34.953	229.2
16th 6 Ryusei YAMANAKA Autosolar GASGAS A JPN							11	1'49.508	23.641	34.668	16.434	34.765	225.4
Runs=1 Total laps=19 Full laps=18 Valid laps=15							12	1'49.801	23.943	34.658	16.311	34.889	221.7
1	1'51.513	26.223	34.730	16.100	34.460		13	1'49.518	23.701	34.554	16.359	34.904	226.4
2	1'48.722	23.571	34.742	16.080	34.329	244.8	14	1'50.184	23.830	34.705	16.471	35.178	223.6
3	1'47.981 *	23.292	34.376*	15.985	34.328	242.6	15	1'50.125	23.920	34.704	16.464	35.037	220.4
4	1'48.503	23.717	34.400	16.071	34.315	243.7	16	1'50.317	23.926	34.766	16.351	35.274	220.4
5	1'48.376	23.405	34.560	16.074	34.337	238.9	17	1'49.847	23.944	34.511	16.372	35.020	219.9
6	1'48.667	23.503	34.392	16.137	34.635	239.4	18	1'50.125 *	23.886	34.818*	16.707	34.714	224.5
7	1'48.685	23.793	34.446	16.053	34.393	241.0	19	1'49.788	23.667	34.851	16.287	34.983	228.8
8	1'48.736 *	23.531	34.670*	16.160	34.375	242.1	19th 55 Romano FENATI Rivacold Snipers Tea ITA						
9	1'48.703 *	23.587	34.543*	16.156	34.417	241.6	Runs=1 Total laps=19 Full laps=18 Valid laps=13						
10	1'49.013	23.399	34.847	16.207	34.560	237.3	1	1'53.700	26.885	35.673	16.319	34.823	
11	1'48.675	23.420	34.656	16.233	34.366	240.5	2	1'49.097 *	23.709	34.603*	16.181	34.604	235.8
12	1'48.695	23.432	34.393	16.259	34.611	237.3	3	1'50.233	23.627	35.546	16.309	34.751	230.2
13	1'48.721	23.521	34.568	16.167	34.465	238.4	4	1'49.461 *	23.443	34.600*	16.517	34.901	230.2
14	1'52.782	24.160	34.595	16.085	37.942	240.0	5	1'49.976	23.776	34.747	16.335	35.118	226.8
15	1'50.015	23.644	34.996	16.492	34.883	228.3	6	1'50.538 *	24.094	34.789*	16.337	35.318	225.0
16	1'49.478	23.709	34.480	16.145	35.144	231.2	7	1'50.149 *	24.226	35.041	16.263	34.619*	230.2
17	1'50.335	23.979	35.165	16.320	34.871	227.3	8	1'49.540	23.679	34.607	16.310	34.944	234.7
18	1'49.820	23.634	34.624	16.247	35.315	232.7	9	1'50.422	24.078	34.963	16.279	35.102	222.2
19	1'49.412	23.501	34.592	16.203	35.116	234.2	10	1'50.539	24.492	34.863	16.347	34.837	225.0
17th 18 Matteo BERTELLE Rivacold Snipers Tea ITA							11	1'49.659	23.549	34.740	16.334	35.036	229.2
Runs=1 Total laps=19 Full laps=18 Valid laps=14							12	1'50.007	23.770	34.734	16.303	35.200	224.0
1	1'52.793	26.480	35.182	16.470	34.661		13	1'50.697	23.660	35.540	16.416	35.081	224.0
2	1'48.861 *	23.613	34.453*	16.256	34.539	232.2	14	1'50.756	24.246	34.930	16.413	35.167	221.3
3	1'49.644	23.850	34.617	16.272	34.905	228.3	15	1'50.259 *	23.768	35.051*	16.485	34.955	227.8
4	1'48.638	23.364	34.482	16.272	34.520	237.8	16	1'52.786	23.679	34.842	16.372	37.893	225.4
5	1'49.969	23.698	34.828	16.672	34.771	227.8	17	1'49.597	23.655	34.704	16.268	34.970	228.8
6	1'49.861	23.703	34.751	16.340	35.067	224.5	18	1'49.137	23.563	34.642	16.283	34.649	228.3
7	1'50.460	24.112	35.190	16.331	34.827	221.7	19	1'50.408	23.884	34.648	16.516	35.360	227.3
8	1'49.348 *	23.573	34.678*	16.490	34.607	225.4	20th 72 Taiyo FURUSATO Honda Team Asia JPN						
9	1'48.915	23.549	34.426	16.154	34.786	229.2	Runs=1 Total laps=19 Full laps=18 Valid laps=17						
10	1'49.296 *	23.563	34.455*	16.292	34.986	227.3	1	1'54.572	27.076	36.295	16.420	34.781	
11	1'49.875	23.649	34.897	16.403	34.926	224.0	2	1'49.418 *	23.712	34.671*	16.297	34.738	235.8
12	1'49.619	23.719	34.536	16.399	34.965	221.7	3	1'49.340	23.766	34.533	16.282	34.759	232.7
13	1'49.648 *	23.640	34.558*	16.407	35.043	223.1	4	1'49.484	23.507	34.569	16.405	35.003	236.8
14	1'50.485	23.730	34.727	16.912	35.116	222.6	5	1'49.686	23.698	34.800	16.322	34.866	235.2
15	1'50.118	23.983	34.760	16.438	34.937	227.8	6	1'50.378	23.924	34.829	16.340	35.285	227.8
16	1'50.183	23.911	34.829	16.326	35.117	225.0	7	1'49.875	23.800	34.497	16.413	35.165	229.7
17	1'49.673	23.626	34.517	16.385	35.145	223.6	8	1'49.935	23.772	34.624	16.377	35.162	228.8
18	1'50.124	24.101	34.944	16.320	34.759	221.3							

Fastest Lap: Deniz ÖNCÜ Red Bull KTM Ajo TUR **1'47.563** 23.316 34.189 15.973 34.085

These data/results cannot be reproduced, stored and/or transmitted in whole or in part by any manner of electronic, mechanical, photocopying, recording, broadcasting or otherwise now known or herein after developed without the previous express consent by the copyright owner, except for reproduction in daily press and regular printed publications on sale to the public within 60 days of the event related to those data/results and always provided that copyright symbol appears together as follows below.
© DORNA, 2023

Race

Moto3

Lap	Lap Time	T1	T2	T3	T4	Speed	Lap	Lap Time	T1	T2	T3	T4	Speed							
9	1'50.670	24.535	34.801	16.284	35.050	222.6	23rd	22	Ana CARRASCO		BOE Motorsports		SPA							
10	1'50.164	23.692	34.722	16.446	35.304	234.2			Runs=1	Total laps=19	Full laps=18		Valid laps=17							
11	1'49.989	23.942	34.702	16.339	35.006	226.8			1	1'55.056	27.384	36.218	16.377	35.077						
12	1'50.128	23.885	34.734	16.434	35.075	230.7			2	1'49.319	23.702	34.620	16.234	34.763	235.8					
13	1'50.372	23.641	35.146	16.331	35.254	232.7			3	1'49.039	23.722	34.537	16.158	34.622	235.2					
14	1'50.961	24.442	34.931	16.376	35.212	220.8			4	1'49.515	23.744	34.653	16.263	34.855	238.4					
15	1'50.191	24.012	34.749	16.573	34.857	234.2			5	1'49.608	23.792	34.819	16.315	34.682	238.9					
16	1'50.522	23.792	34.854	16.341	35.535	227.3			6	1'50.183	23.756	34.855	16.309	35.263	229.2					
17	1'50.100	24.034	34.658	16.316	35.092	230.2			7	1'50.133	24.218	34.551	16.243	35.121	225.0					
18	1'50.677	23.774	34.770	16.582	35.551	229.7			8	1'50.068	24.352	34.754	16.243	34.719	220.4					
19	1'50.547	23.778	34.742	16.497	35.530	228.3			9	1'50.487	23.950	35.354	16.228	34.955	234.7					
21st									70	Joshua WHATLEY		VisionTrack Racing T		GBR						
Runs=1										Total laps=19	Full laps=18		Valid laps=14							
1	1'53.890	26.996	35.791	16.434	34.669					10	1'50.203	23.987	34.935	16.333	34.948	234.7				
2	1'49.212	23.696	34.545	16.217	34.754	237.8				11	1'49.937	24.048	34.788	16.265	34.836	227.8				
3	1'49.382	23.735	34.546	16.279	34.822	233.2				12	1'50.120	24.018	34.701	16.397	35.004	228.3				
4	1'50.188	23.649	34.833	16.685	35.021	232.2				13	1'50.506	24.261	34.943	16.329	34.973	224.5				
5	1'50.084	24.186	34.833	16.261	34.804	222.6				14	1'50.622	23.946	34.954	16.414	35.308	229.7				
6	1'50.244	23.949	34.745	16.302	35.248	233.2				15	1'50.619	24.042	35.137	16.411	35.029	228.8				
7	1'49.967	24.346	34.590	16.320	34.711	223.1				16	1'50.341	23.950	34.747	16.334	35.310	235.2				
8	1'49.724 *	23.663	34.653	16.339	35.069*	231.7	17	1'50.392		24.342	34.758	16.284	35.008	225.4						
9	1'50.565 *	24.168	34.797*	16.434	35.166	226.8	18	1'50.554		23.958	34.786	16.342	35.468	233.2						
10	1'50.301	23.918	34.935	16.359	35.089	229.7	19	1'50.425 *		24.196	34.758*	16.277	35.194	232.7						
11	1'50.266	24.264	34.877	16.269	34.856	224.5	24th							48	Ivan ORTOLÁ		Angeluss MTA Team		SPA	
12	1'50.054 *	24.075	34.756	16.248	34.975*	230.7	Runs=1	Total laps=18		Full laps=17		Valid laps=16								
13	1'50.180	23.828	34.970	16.391	34.991	232.7	1	1'50.280		24.794	34.633	16.341	34.512							
14	1'50.581	23.790	34.787	16.547	35.457	225.9	2	1'48.492		23.630	34.228	16.127	34.507		232.2					
15	1'50.855	24.456	35.050	16.331	35.018	223.1	3	1'48.598		23.658	34.570	16.070	34.300		238.4					
16	1'50.297	24.025	34.821	16.235	35.216	231.2	4	1'48.475		23.601	34.460	15.938	34.476		242.6					
17	1'50.074	24.062	34.677	16.272	35.063	228.3	5	1'49.061		24.015	34.545	16.013	34.488		233.7					
18	1'50.576	23.857	34.738	16.353	35.628	230.2	6	1'48.585		23.807	34.326	16.020	34.432		229.7					
19	1'50.525 *	24.274	34.742*	16.241	35.268	223.6	7	1'48.366	23.618	34.245	16.067	34.436	233.7							
22nd							63	Syarifuddin AZMAN		MT Helmets - MSI		MAL								
Runs=1								Total laps=19	Full laps=18		Valid laps=16									
1	1'53.945	26.842	36.210	16.290	34.603			8	1'51.952	23.634	34.189	16.368	37.761		235.2					
2	1'49.149 *	23.876	34.598*	16.157	34.518	242.6		9	1'51.632	23.521	34.593	16.203	37.315		226.8					
3	1'49.078	23.610	34.538	16.312	34.618	235.8		10	1'48.539	23.425	34.443	16.071	34.600		228.3					
4	1'50.514	23.607	35.110	16.841	34.956	233.7		11	1'48.749	23.368	34.211	16.264	34.906		228.3					
5	1'50.205	24.369	34.814	16.210	34.812	226.4		12	1'49.286	23.906	34.578	16.220	34.582		222.6					
6	1'50.116	24.016	34.786	16.252	35.062	235.8		13	1'48.784	23.502	34.438	16.132	34.712		225.0					
7	1'49.838 *	24.108	34.539	16.203	34.988*	230.7		14	1'48.588	23.685	34.394	16.047	34.462		225.4					
8	1'49.878	24.157	34.615	16.272	34.834	222.6		15	1'48.439	23.364	34.297	16.026	34.752		232.2					
9	1'50.738	23.782	35.894	16.212	34.850	229.2		16	2'01.675 *	23.550	46.532*	16.604	34.989		230.2					
10	1'50.401	24.347	34.838	16.350	34.866	232.7		17	1'48.675	23.477	34.438	16.051	34.709	226.8						
11	1'50.025	24.154	34.934	16.302	34.635	235.8		18	1'48.962	23.500	34.591	16.179	34.692	227.8						
12	1'49.796	23.880	34.710	16.350	34.856	234.2		unfinished	23.657	34.430			224.0							
13	1'50.054	23.765	34.694	16.356	35.239	232.2		25th							80	David ALONSO		Autosolar GASGAS A		COL
14	1'50.914	23.775	35.334	16.508	35.297	224.5		Runs=1	Total laps=13	Full laps=11		Valid laps=9								
15	1'50.434	24.050	34.859	16.391	35.134	225.4		1	1'50.405	25.071	34.734	16.138	34.462							
16	1'50.552	24.073	34.797	16.318	35.364	227.3		2	1'48.679 *	23.643	34.384	16.313	34.339*	237.8						
17	1'50.070	23.818	34.734	16.289	35.229	226.8		3	1'48.323	23.436	34.581	16.071	34.235	241.0						
18	1'50.801	24.238	34.734	16.404	35.425	225.4		4	2'17.222	49.770	35.355	16.493	35.604	242.6						
19	1'50.522	24.109	34.678	16.307	35.428	226.4	5	1'51.327	24.370	35.142	16.458	35.357	222.2							
							6	1'52.571	24.783	35.319	16.579	35.890	221.3							
							7	1'51.557	24.343	35.211	16.453	35.550	221.3							
							8	1'51.270	24.184	35.131	16.484	35.471	223.6							
							9	1'51.222	24.144	35.057	16.472	35.549	222.2							
							10	1'51.258	24.139	35.175	16.433	35.511	222.6							

Fastest Lap: Deniz ÖNCÜ Red Bull KTM Ajo TUR **1'47.563** 23.316 34.189 15.973 34.085

These data/results cannot be reproduced, stored and/or transmitted in whole or in part by any manner of electronic, mechanical, photocopying, recording, broadcasting or otherwise now known or herein after developed without the previous express consent by the copyright owner, except for reproduction in daily press and regular printed publications on sale to the public within 60 days of the event related to those data/results and always provided that copyright symbol appears together as follows below.
© DORNA, 2023

Official MotoGP Timing by TISSOT
www.motogp.com

Portimao, Sunday, March 26, 2023

Page 5 of 6



Race

Moto3

Lap	Lap Time	T1	T2	T3	T4	Speed	Lap	Lap Time	T1	T2	T3	T4	Speed
11	1'51.343	24.165	35.217	16.397	35.564	220.8							
12	1'51.457 *	24.254	35.107	16.505	35.591*	222.2							
13	2'14.438 P	24.162	35.417	16.485	58.374	221.7							

26th **7** **Filippo FARIOLI** Red Bull KTM Tech3 ITA
 Runs=1 Total laps=5 Full laps=3 Valid laps=1

1	1'52.785	26.705	35.096	16.337	34.647								
2	1'49.021 *	23.978	34.476*	16.130	34.437	229.2							
3	1'48.988 *	23.671	34.468*	16.314	34.535	239.4							
4	2'03.446	23.434	34.514	16.111	49.387	234.2							
5	2'44.804 P	31.239	45.296	23.293	1'04.976	169.2							

27th **19** **Scott OGDEN** VisionTrack Racing T GBR
 Runs=1 Total laps=0 Full laps=0 Valid laps=0

unfinished 26.684

Fastest Lap: Deniz ÖNCÜ Red Bull KTM Ajo TUR **1'47.563** 23.316 34.189 15.973 34.085

These data/results cannot be reproduced, stored and/or transmitted in whole or in part by any manner of electronic, mechanical, photocopying, recording, broadcasting or otherwise now known or herein after developed without the previous express consent by the copyright owner, except for reproduction in daily press and regular printed publications on sale to the public within 60 days of the event related to those data/results and always provided that copyright symbol appears together as follows below.
 © DORNA, 2023

Official MotoGP Timing by **TISSOT**
 www.motogp.com

Portimao, Sunday, March 26, 2023

Page 6 of 6



Num	Lap Time	Gap									
63	1'50.025	18.392	53	1'48.233	6.268	43	1'48.553	0.866	22	1'50.425	30.066
80	1'51.343	49.682	48	1'48.588	6.502	71	1'48.773	0.930			
Lap 12			95	1'48.819	7.184	99	1'48.677	1.000			
96	1'49.370		24	1'48.779	7.734	82	1'48.321	1.085			
71	1'48.949	0.048	54	1'48.858	7.766	27	1'49.307	1.983			
44	1'48.954	0.088	64	1'50.184	14.291	66	1'49.026	2.008			
5	1'48.756	0.244	18	1'50.485	14.527	53	1'47.953	2.703			
10	1'48.965	0.254	70	1'50.581	21.753	38	1'49.361	4.159			
43	1'48.994	0.291	63	1'50.914	21.766	95	1'48.794	5.958			
27	1'48.460	0.335	55	1'50.756	21.889	24	1'49.317	7.383			
82	1'48.400	0.407	22	1'50.622	21.911	54	1'50.028	7.408			
66	1'48.358	0.525	72	1'50.961	22.087	6	1'50.335	7.430			
38	1'48.689	1.354	Lap 15			18	1'49.673	17.216			
99	1'48.543	1.397	96	1'50.451		64	1'49.847	17.295			
6	1'48.695	1.404	99	1'49.668	0.070	48	1'48.675	18.006			
48	1'49.286	7.150	44	1'50.368	0.103	63	1'50.070	25.537			
24	1'49.893	7.627	43	1'50.019	0.187	72	1'50.100	25.615			
95	1'49.695	7.760	10	1'50.591	0.236	70	1'50.074	25.694			
54	1'49.966	7.825	71	1'49.589	0.329	22	1'50.392	25.978			
53	1'48.431	7.879	27	1'50.051	0.383	55	1'49.597	27.246			
18	1'49.619	12.414	5	1'50.659	0.456	Lap 18					
64	1'49.801	12.609	82	1'50.509	0.458	96	1'48.402				
55	1'50.007	18.456	66	1'49.759	0.495	44	1'48.254	0.252			
72	1'50.128	18.774	38	1'49.521	2.176	10	1'48.412	0.332			
22	1'50.120	18.803	53	1'47.993	3.810	5	1'48.171	0.407			
63	1'49.796	18.818	6	1'50.015	4.451	71	1'48.020	0.548			
70	1'50.054	19.012	48	1'48.439	4.490	99	1'48.119	0.717			
80	1'51.457	51.769	95	1'48.277	5.010	43	1'48.713	1.177			
Lap 13			54	1'48.253	5.568	82	1'48.651	1.334			
44	1'49.193		24	1'48.789	6.072	66	1'48.037	1.643			
71	1'49.266	0.033	64	1'50.125	13.965	53	1'48.034	2.335			
96	1'49.351	0.070	18	1'50.118	14.194	27	1'48.875	2.456			
5	1'49.113	0.076	55	1'50.259	21.697	38	1'49.981	5.738			
43	1'49.305	0.315	63	1'50.434	21.749	95	1'48.837	6.393			
27	1'49.324	0.378	72	1'50.191	21.827	24	1'49.792	8.773			
10	1'49.448	0.421	22	1'50.619	22.079	6	1'49.820	8.848			
82	1'49.366	0.492	70	1'50.855	22.157	54	1'49.895	8.901			
66	1'49.375	0.619	Lap 16			48	1'48.962	18.566			
6	1'48.721	0.844	96	1'48.427		18	1'50.124	18.938			
99	1'48.779	0.895	71	1'48.662	0.564	64	1'50.125	19.018			
38	1'50.324	2.397	10	1'48.836	0.645	70	1'50.576	27.868			
48	1'48.784	6.653	43	1'48.960	0.720	72	1'50.677	27.890			
53	1'48.176	6.774	99	1'49.087	0.730	63	1'50.801	27.936			
95	1'48.625	7.104	44	1'49.120	0.796	55	1'49.137	27.981			
54	1'49.103	7.647	5	1'48.877	0.906	22	1'50.554	28.130			
24	1'49.348	7.694	27	1'49.127	1.083	Lap 19					
18	1'49.648	12.781	82	1'49.140	1.171	96	1'48.489				
64	1'49.518	12.846	66	1'49.321	1.389	44	1'48.397	0.160			
63	1'50.054	19.591	53	1'47.774	3.157	10	1'48.332	0.175			
72	1'50.372	19.865	38	1'49.456	3.205	99	1'47.978	0.206			
55	1'50.697	19.872	6	1'49.478	5.502	5	1'48.315	0.233			
70	1'50.180	19.911	95	1'48.988	5.571	71	1'49.031	1.090			
22	1'50.506	20.028	54	1'48.646	5.787	82	1'48.280	1.125			
80	2'14.438	1'16.926	24	1'48.828	6.473	43	1'48.449	1.137			
Lap 14			64	1'50.317	15.855	66	1'48.114	1.268			
96	1'48.669		18	1'50.183	15.950	53	1'47.563	1.409			
10	1'48.414	0.096	48	2'01.675	17.738	27	1'48.885	2.852			
44	1'48.925	0.186	63	1'50.552	23.874	95	1'49.000	6.904			
5	1'48.911	0.248	72	1'50.522	23.922	38	1'49.682	6.931			
82	1'48.647	0.400	22	1'50.341	23.993	24	1'49.438	9.722			
43	1'49.043	0.619	70	1'50.297	24.027	54	1'49.336	9.748			
27	1'49.144	0.783	55	1'52.786	26.056	6	1'49.412	9.771			
99	1'48.697	0.853	Lap 17			18	1'49.354	19.803			
66	1'49.307	1.187	96	1'48.407		64	1'49.788	20.317			
71	1'49.897	1.191	10	1'48.084	0.322	55	1'50.408	29.900			
38	1'49.448	3.106	44	1'48.011	0.400	70	1'50.525	29.904			
6	1'52.782	4.887	5	1'48.139	0.638	72	1'50.547	29.948			
						63	1'50.522	29.969			

Lapped rider

These data/results cannot be reproduced, stored and/or transmitted in whole or in part by any manner of electronic, mechanical, photocopying, recording, broadcasting or otherwise now known or herein after developed without the previous express consent by the copyright owner, except for reproduction in daily press and regular printed publications on sale to the public within 60 days of the event related to those data/results and always provided that copyright symbol appears together as follows below.

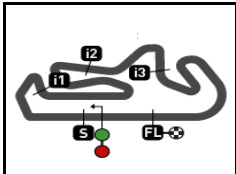
© DORNA, 2023

Official MotoGP Timing by TISSOT
www.motogp.com

Portimao, Sunday, March 26, 2023

Page 2 of 2





4592 m.

GRANDE PRÉMIO TISSOT DE PORTUGAL

2023 Rookie of the Year Classification

Moto3™

36

Rider	Nation	Points	Leader	Previous	POR	ARG	AME	SPA	FRA	ITA	GER	NED	KAZ	GBR	AUT	CAT	RSM	IND	JPN	INA	AUS	THA	MAL	QAT	VAL
1 RUEDA José Antonio	SPA	13			13																				
2 VEIJER Collin	NED	4	9	9	4																				
3 SALVADOR David	SPA	3	10	1	3																				

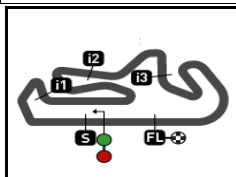
These data/results cannot be reproduced, stored and/or transmitted in whole or in part by any manner of electronic, mechanical, photocopying, recording, broadcasting or otherwise now known or herein after developed without the previous express consent by the copyright owner, except for reproduction in daily press and regular printed publications on sale to the public within 60 days of the event related to those data/results and always provided that copyright symbol appears together as follows below.

© DORNA, 2023

Official MotoGP Timing by **TISSOT**
www.motogp.com

Portimao, Sunday, March 26, 2023





4592 m.

2023 Riders Performance

(Qualifying Position - Starting Position - Race Position)

37

Rider	Points	POR	ARG	AME	SPA	FRA	ITA	GER	NED	KAZ	GBR	AUT	CAT	RSM	IND	JPN	INA	AUS	THA	MAL	QAT	
1 HOLGADO Daniel	25	4																				
		4-1	-	-	-	-	-	-	-	-	-	-	-	-	-	-	-	-	-	-	-	-
2 MUÑOZ David	20	13																				
		13-2	-	-	-	-	-	-	-	-	-	-	-	-	-	-	-	-	-	-	-	-
3 MOREIRA Diogo	16	16																				
		16-3	-	-	-	-	-	-	-	-	-	-	-	-	-	-	-	-	-	-	-	-
4 RUEDA José Antonio	13	2																				
		2-4	-	-	-	-	-	-	-	-	-	-	-	-	-	-	-	-	-	-	-	-
5 MASIA Jaume	11	9																				
		9-5	-	-	-	-	-	-	-	-	-	-	-	-	-	-	-	-	-	-	-	-
6 SASAKI Ayumu	10	1																				
		1-6	-	-	-	-	-	-	-	-	-	-	-	-	-	-	-	-	-	-	-	-
7 NEPA Stefano	9	10																				
		10-7	-	-	-	-	-	-	-	-	-	-	-	-	-	-	-	-	-	-	-	-
8 ARTIGAS Xavier	8	7																				
		7-8	-	-	-	-	-	-	-	-	-	-	-	-	-	-	-	-	-	-	-	-
9 KELSO Joel	7	3																				
		3-9	-	-	-	-	-	-	-	-	-	-	-	-	-	-	-	-	-	-	-	-
10 ÖNCÜ Deniz	6	8																				
		28-10	-	-	-	-	-	-	-	-	-	-	-	-	-	-	-	-	-	-	-	-
11 TOBA Kaito	5	11																				
		11-11	-	-	-	-	-	-	-	-	-	-	-	-	-	-	-	-	-	-	-	-
12 VEIJER Collin	4	14																				
		14-12	-	-	-	-	-	-	-	-	-	-	-	-	-	-	-	-	-	-	-	-
13 SALVADOR David	3	18																				
		18-13	-	-	-	-	-	-	-	-	-	-	-	-	-	-	-	-	-	-	-	-

NC=Not classified NL=Not finished first lap NP=Not started race re-start N2=Not finished first lap race re-start EX=Excluded NS=Not Started DS=Disqualified

These data/results cannot be reproduced, stored and/or transmitted in whole or in part by any manner of electronic, mechanical, photocopying, recording, broadcasting or otherwise now known or herein after developed without the previous express consent by the copyright owner, except for reproduction in daily press and regular printed publications on sale to the public within 60 days of the event related to those data/results and always provided that copyright symbol appears together as follows below.
© DORNA, 2023

Official MotoGP Timing by **TISSOT**
www.motogp.com



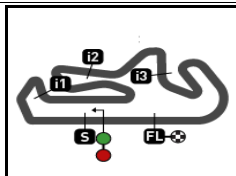
Rider	Points	POR	ARG	AME	SPA	FRA	ITA	GER	NED	KAZ	GBR	AUT	CAT	RSM	IND	JPN	INA	AUS	THA	MAL	QAT	
14 SUZUKI Tatsuki	2	15																				
		15-14	-	-	-	-	-	-	-	-	-	-	-	-	-	-	-	-	-	-	-	-
15 ROSSI Riccardo	1	12																				
		12-15	-	-	-	-	-	-	-	-	-	-	-	-	-	-	-	-	-	-	-	-
16 YAMANAKA Ryusei	0	17																				
		17-16	-	-	-	-	-	-	-	-	-	-	-	-	-	-	-	-	-	-	-	-
17 BERTELLE Matteo	0	19																				
		19-17	-	-	-	-	-	-	-	-	-	-	-	-	-	-	-	-	-	-	-	-
18 AJI Mario	0	22																				
		22-18	-	-	-	-	-	-	-	-	-	-	-	-	-	-	-	-	-	-	-	-
19 FENATI Romano	0	25																				
		25-19	-	-	-	-	-	-	-	-	-	-	-	-	-	-	-	-	-	-	-	-
20 FURUSATO Taiyo	0	26																				
		26-20	-	-	-	-	-	-	-	-	-	-	-	-	-	-	-	-	-	-	-	-
21 WHATLEY Joshua	0	24																				
		24-21	-	-	-	-	-	-	-	-	-	-	-	-	-	-	-	-	-	-	-	-
22 AZMAN Syarifuddin	0	23																				
		23-22	-	-	-	-	-	-	-	-	-	-	-	-	-	-	-	-	-	-	-	-
23 CARRASCO Ana	0	27																				
		27-23	-	-	-	-	-	-	-	-	-	-	-	-	-	-	-	-	-	-	-	-
24 ORTOLÁ Ivan	0	5																				
		5-NC	-	-	-	-	-	-	-	-	-	-	-	-	-	-	-	-	-	-	-	-
25 ALONSO David	0	6																				
		6-NC	-	-	-	-	-	-	-	-	-	-	-	-	-	-	-	-	-	-	-	-
26 FARIOLI Filippo	0	21																				
		21-NC	-	-	-	-	-	-	-	-	-	-	-	-	-	-	-	-	-	-	-	-
27 OGDEN Scott	0	20																				
		20-NC	-	-	-	-	-	-	-	-	-	-	-	-	-	-	-	-	-	-	-	-
28 FELLON Lorenzo	0	28																				
		-NS	-	-	-	-	-	-	-	-	-	-	-	-	-	-	-	-	-	-	-	-

NC=Not classified NL=Not finished first lap NP=Not started race re-start N2=Not finished first lap race re-start EX=Excluded NS=Not Started DS=Disqualified

These data/results cannot be reproduced, stored and/or transmitted in whole or in part by any manner of electronic, mechanical, photocopying, recording, broadcasting or otherwise now known or herein after developed without the previous express consent by the copyright owner, except for reproduction in daily press and regular printed publications on sale to the public within 60 days of the event related to those data/results and always provided that copyright symbol appears together as follows below.
© DORNA, 2023

Official MotoGP Timing by **TISSOT**
www.motogp.com





4592 m.

GRANDE PRÉMIO TISSOT DE PORTUGAL
Official Starting Grid

Race : 19 laps = 87.248 km



1	1 1'46.798 71 Ayumu SASAKI Husqvarna	2 1'47.172 99 José Antonio RUEDA KTM	3 1'47.248 66 Joel KELSO CFMOTO
2	4 1'47.412 96 Daniel HOLGADO KTM	5 1'47.514 48 Ivan ORTOLÁ KTM	6 1'47.519 80 David ALONSO GASGAS
3	7 1'47.531 43 Xavier ARTIGAS CFMOTO	8 1'47.561 53 Deniz ÖNCÜ KTM	9 1'47.580 5 Jaume MASIA Honda
4	10 1'47.589 82 Stefano NEPA KTM	11 1'47.606 27 Kaito TOBA Honda	12 1'47.606 54 Riccardo ROSSI Honda
5	13 1'47.628 44 David MUÑOZ KTM	14 1'47.854 95 Collin VEIJER Husqvarna	15 1'47.892 24 Tatsuki SUZUKI Honda
6	16 1'48.046 10 Diogo MOREIRA KTM	17 1'48.200 6 Ryusei YAMANAKA GASGAS	18 1'48.388 38 David SALVADOR KTM
7	19 1'48.206 18 Matteo BERTELLE Honda	20 1'48.293 19 Scott OGDEN Honda	21 1'48.614 7 Filippo FARIOLI KTM
8	22 1'48.687 64 Mario AJI Honda	23 1'48.729 63 Syarifuddin AZMAN KTM	24 1'48.731 70 Joshua WHATLEY Honda

The results are provisional until the end of the limit for protest and appeals and until the ratification of the Event Management Committee.

Time limit for protest expires 60' at the latest after publication of the results - Time:

These data/results cannot be reproduced, stored and/or transmitted in whole or in part by any manner of electronic, mechanical, photocopying, recording, broadcasting or otherwise now known or herein after developed without the previous express consent by the copyright owner, except for reproduction in daily press and regular printed publications on sale to the public within 60 days of the event related to those data/results and always provided that copyright symbol appears together as follows below.

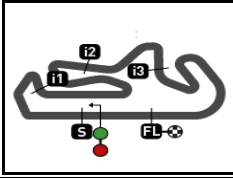
© DORNA, 2023

Official MotoGP Timing by TISSOT
 www.motogp.com

Portimao, Sunday, March 26, 2023

Page 1 of 2





GRANDE PRÉMIO TISSOT DE PORTUGAL Official Starting Grid

4592 m.

Race : 19 laps = 87.248 km

9

25
1'48.834
55 Romano FENATI
Honda

26
1'49.271
72 Taiyo FURUSATO
Honda

27
1'49.379
22 Ana CARRASCO
KTM

10

28
1'50.055
20 Lorenzo FELLON
KTM

The results are provisional until the end of the limit for protest and appeals and until the ratification of the Event Management Committee.

Time limit for protest expires 60' at the latest after publication of the results - Time:

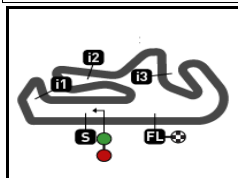
These data/results cannot be reproduced, stored and/or transmitted in whole or in part by any manner of electronic, mechanical, photocopying, recording, broadcasting or otherwise now known or herein after developed without the previous express consent by the copyright owner, except for reproduction in daily press and regular printed publications on sale to the public within 60 days of the event related to those data/results and always provided that copyright symbol appears together as follows below.

© DORNA, 2023

Official MotoGP Timing by **TISSOT**
www.motogp.com

Portimao, Sunday, March 26, 2023





4592 m.

GRANDE PRÉMIO TISSOT DE PORTUGAL

Race

Top Speed & Average



Rider	Nation	Motorcycle	Top 5 speeds					Average	Top
10 Diogo MOREIRA	BRA	KTM	246.0	246.0	244.8	244.8	244.3	245.2	246.0
44 David MUÑOZ	SPA	KTM	245.4	240.5	240.0	238.9	238.4	240.6	245.4
6 Ryusei YAMANAKA	JPN	GASGAS	244.8	243.7	242.6	242.1	241.6	243.0	244.8
66 Joel KELSO	AUS	CFMOTO	244.8	242.6	241.0	240.5	240.0	241.5	244.8
82 Stefano NEPA	ITA	KTM	244.8	243.7	243.2	242.6	242.6	243.4	244.8
99 José Antonio RUEDA	SPA	KTM	244.8	244.8	243.7	242.1	241.6	242.9	244.8
5 Jaume MASIA	SPA	HONDA	244.3	243.2	242.6	242.6	240.5	242.6	244.3
27 Kaito TOBA	JPN	HONDA	244.3	243.2	242.1	242.1	242.1	242.8	244.3
71 Ayumu SASAKI	JPN	HUSQVARNA	244.3	242.6	242.6	240.5	238.9	241.8	244.3
48 Ivan ORTOLÁ	SPA	KTM	242.6	238.4	235.2	233.7	233.7	236.7	242.6
63 Syarifuddin AZMAN	MAL	KTM	242.6	235.8	235.8	235.8	234.2	236.8	242.6
80 David ALONSO	COL	GASGAS	242.6	241.0	237.8	223.6	222.6	233.5	242.6
38 David SALVADOR	SPA	KTM	242.1	242.1	240.5	240.5	240.5	241.1	242.1
43 Xavier ARTIGAS	SPA	CFMOTO	241.6	241.0	238.4	238.4	236.8	238.8	241.6
53 Deniz ÖNCÜ	TUR	KTM	241.0	233.7	233.2	232.7	232.2	234.2	241.0
7 Filippo FARIOLI	ITA	KTM	239.4	234.2	229.2	169.2		218.0	239.4
22 Ana CARRASCO	SPA	KTM	238.9	238.4	235.8	235.2	235.2	236.7	238.9
24 Tatsuki SUZUKI	JPN	HONDA	238.9	234.2	233.7	233.2	232.7	234.2	238.9
54 Riccardo ROSSI	ITA	HONDA	238.4	237.8	237.3	235.8	235.2	236.9	238.4
18 Matteo BERTELLE	ITA	HONDA	237.8	232.2	229.2	228.3	227.8	230.1	237.8
70 Joshua WHATLEY	GBR	HONDA	237.8	233.2	233.2	232.7	232.2	233.8	237.8
95 Collin VEIJER	NED	HUSQVARNA	237.3	233.7	233.2	233.2	232.7	234.0	237.3
64 Mario AJI	INA	HONDA	236.8	232.2	230.2	229.2	229.2	231.5	236.8
72 Taiyo FURUSATO	JPN	HONDA	236.8	235.8	235.2	234.2	234.2	235.2	236.8
55 Romano FENATI	ITA	HONDA	235.8	234.7	230.2	230.2	230.2	232.2	235.8
96 Daniel HOLGADO	SPA	KTM	235.2	234.2	231.2	231.2	231.2	232.4	235.2

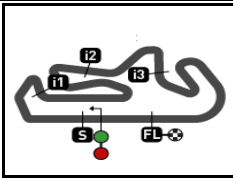
These data/results cannot be reproduced, stored and/or transmitted in whole or in part by any manner of electronic, mechanical, photocopying, recording, broadcasting or otherwise now known or herein after developed without the previous express consent by the copyright owner, except for reproduction in daily press and regular printed publications on sale to the public within 60 days of the event related to those data/results and always provided that copyright symbol appears together as follows below.

© DORNA, 2023

Official MotoGP Timing by TISSOT
www.motogp.com




Portimao, Sunday, March 26, 2023



4592 m.

GRANDE PRÉMIO TISSOT DE PORTUGAL
Race
Fastest Laps Sequence

<i>Lap</i>	<i>Race Time</i>	 <i>Rider</i>	<i>Nation</i>	<i>Motorcycle</i>	<i>Time</i>	<i>Km/h</i>	<i>Riders's Lap</i>
2	3'38.001	96 Daniel HOLGADO	SPA	KTM	1'48.371	152.5	2
2	3'38.717	43 Xavier ARTIGAS	SPA	CFMOTO	1'48.362	152.5	2
2	3'38.937	44 David MUÑOZ	SPA	KTM	1'47.893	153.2	2
16	29'04.920	53 Deniz ÖNCÜ	TUR	KTM	1'47.774	153.3	16
19	34'28.470	53 Deniz ÖNCÜ	TUR	KTM	1'47.563	153.6	19

These data/results cannot be reproduced, stored and/or transmitted in whole or in part by any manner of electronic, mechanical, photocopying, recording, broadcasting or otherwise now known or herein after developed without the previous express consent by the copyright owner, except for reproduction in daily press and regular printed publications on sale to the public within 60 days of the event related to those data/results and always provided that copyright symbol appears together as follows below.
 © DORNA, 2023